






Must use 5x205 OE Style wheel for tool box to fit



Tool box will only be held in place by 3 of the 5 clips. The other 2 clips will be in-between the empty space of the tool box.



Apply a slight amount of pressure to get the tool box to slide over the 3 clips.



Once tool box is on it should sit flat and parallel with the wheel.